



Technical Bulletin

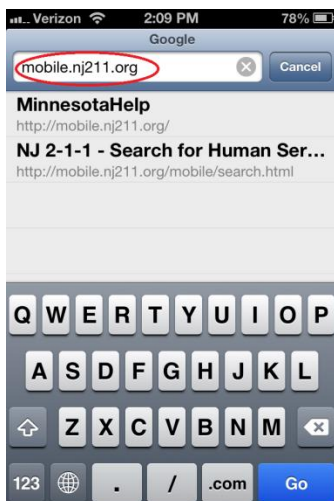
This bulletin provides instructions on how to add an icon on a smartphone that will open the NJ 2-1-1 mobile website (mobile.nj211.org) in the smartphone's browser. Instructions for the iPhone immediately follow. Android instructions start on page 3 of this bulletin.

iPhone


STEP 1 - Open your Safari browser.



STEP 2 - Type **mobile.nj211.org** in the browser's address bar and touch **Go**.



STEP 3 - The NJ 2-1-1 mobile website will open. Touch the "send to" icon on the bottom of the screen.



STEP 4 - Touch the "Add to Home Screen" icon.





Technical Bulletin

STEP 5 - Type NJ 2-1-1 for the name of the icon.



STEP 6 - The NJ 2-1-1 icon is placed on the iPhone's desktop and appears as an app. Touch it to open the NJ 2-1-1 mobile website.

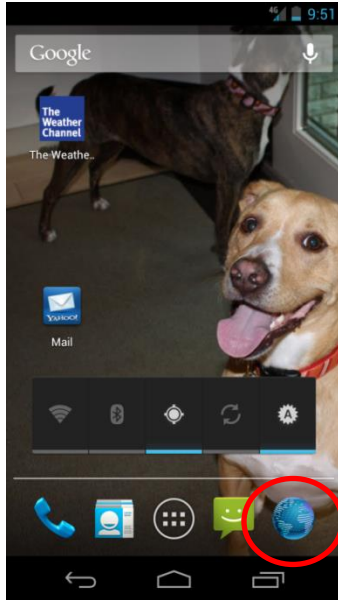




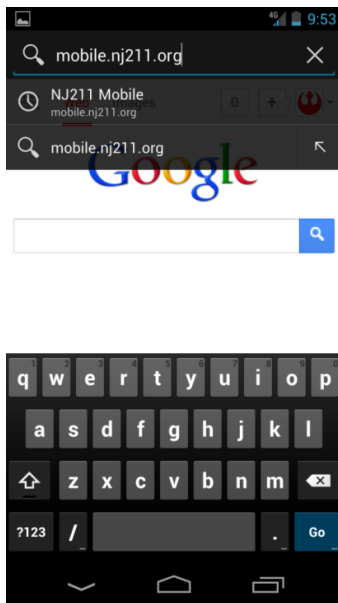
Technical Bulletin

Android

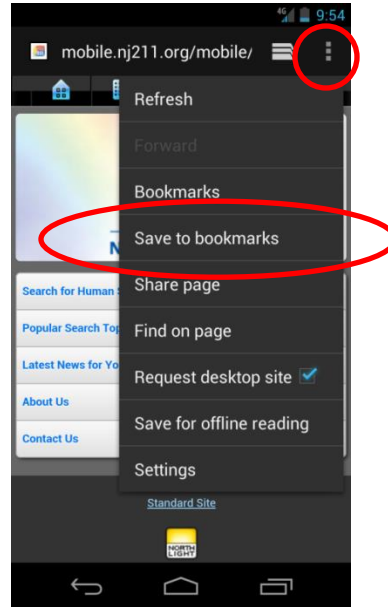
STEP 1 - Open your web browser.



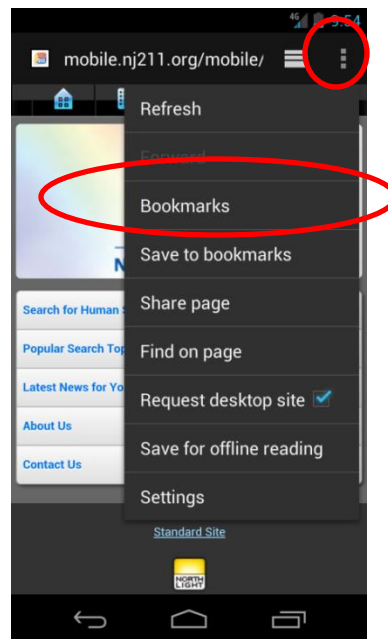
STEP 2 - Type **mobile.nj211.org** in the browser's address bar and touch **Go**.



STEP 3 - The NJ 2-1-1 mobile website will open. Touch the "options" icon and then select "Save to bookmarks."



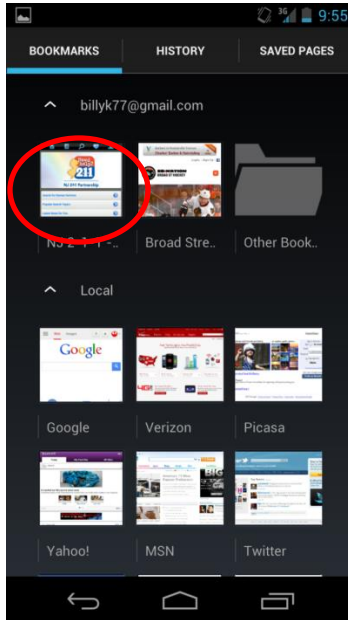
STEP 4 - Touch the "options" icon again and select "Bookmarks."





Technical Bulletin

STEP 5 – Find the bookmark for the NJ 2-1-1 website; then press and hold on the logo until the options menu appears.



STEP 6 – On the options menu, touch the “Add shortcut to home” option

